

STEP 1

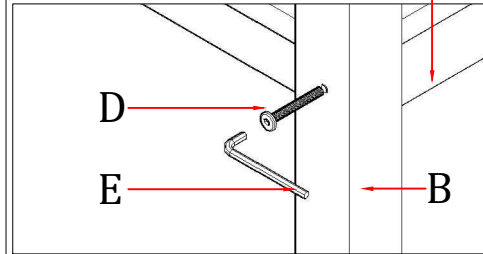
install component
A,C To B1 With
Jcbc M8

STEP 2

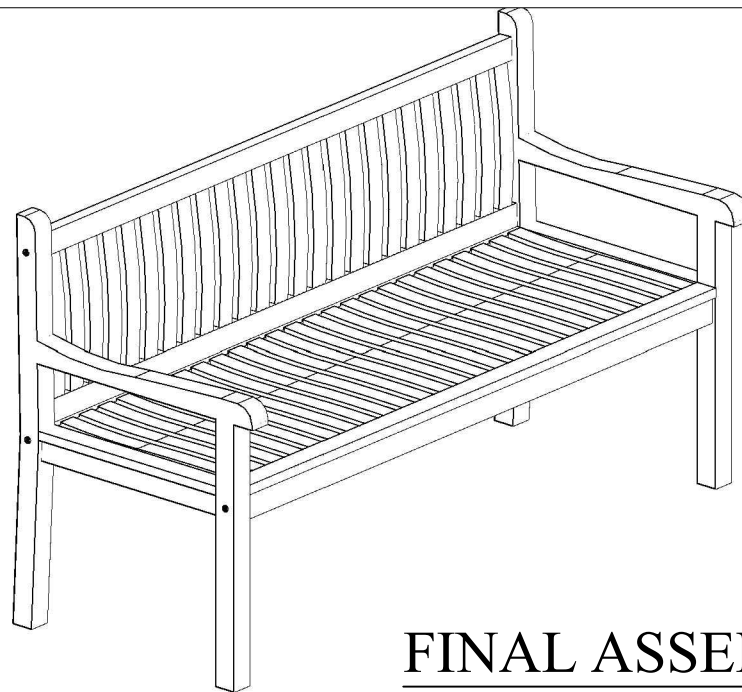
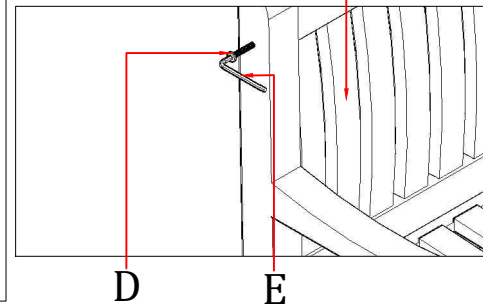
install component
B2 To A,C,B1 With
Jcbc M8

**ASSEMBLY
INSTRUCTION**

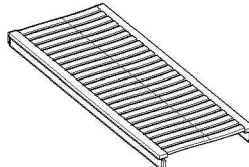
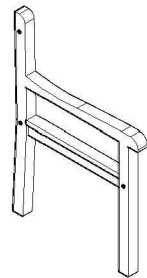
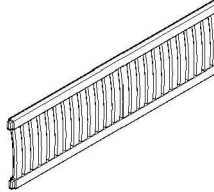


DETAIL A



DETAIL B



FINAL ASSEMBLY

| PART | QTY | COMPONENT |
|------|-----|---|
| A | 1 | TOP  |
| B | 2 | LEG L/R  |
| C | 1 | BACK REST  |
| D | 8 | JSBC M8  |
| E | 1 | L5  |