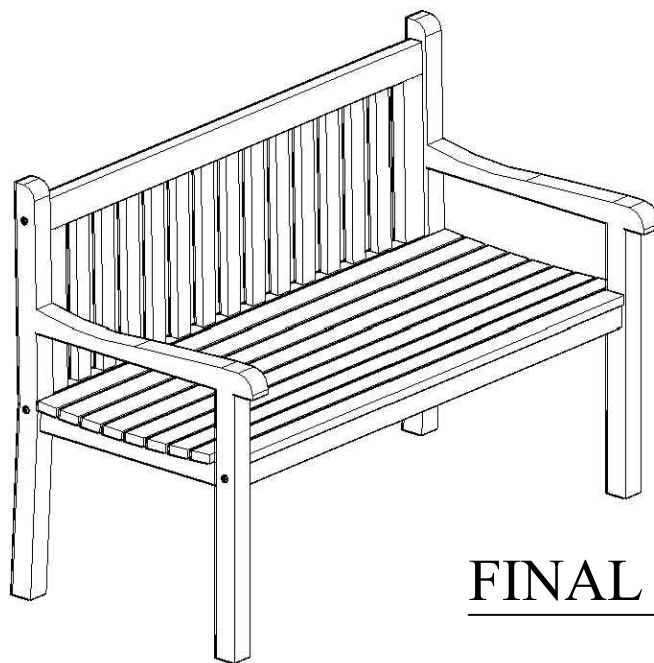


STEP 1

install component
A,C,D To B1 With
Jcbc M8

STEP 2

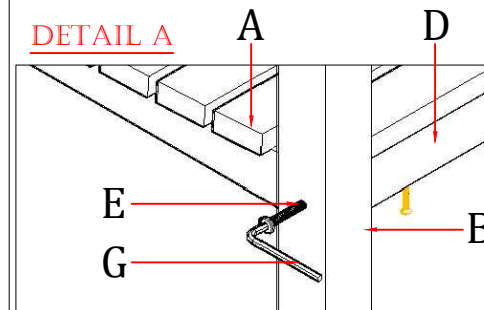
install component
B2 To A,D,C,B1 With
Jcbc M8



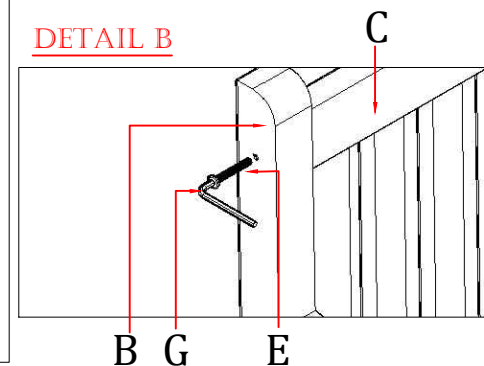
FINAL ASSEMBLY

ASSEMBLY INSTRUCTION

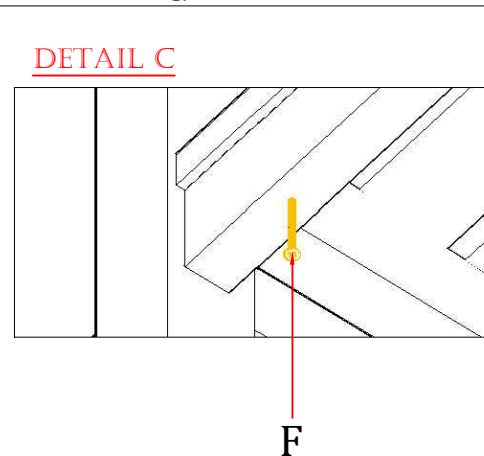
DETAIL A



DETAIL B



DETAIL C



PART	QTY	COMPONENT
A	1	TOP
B	2	LEG L/R
C	1	BACK REST
D	1	SUPPORT
E	6	JSBC M8
F	4	SCREW
G	1	L5