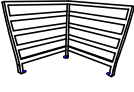
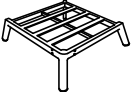





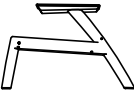
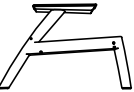



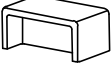
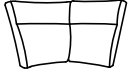
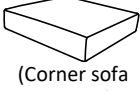




Assembly Instructions

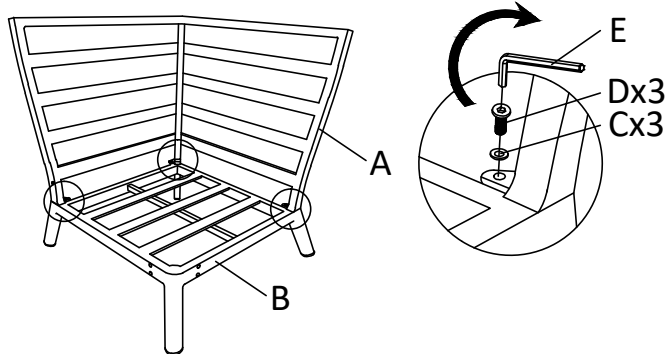
IMPORTANT,RETAIN FOR FUTURE REFERENCE:READ CAREFULLY

Pls tighten all the screws a little bit firstly. After all the screws are put in the hole, you can tighten all the screws.
Do not tighten the screws one by one.


Caution: Assemble only with assistance from adults.Do not assemble in presence of children and or being assisted by a child.

A	B	C	D	E	F	G	H	I
		 (Φ16x8.5x1.5)	 (m8x20)	 (5mm)				
1PC	1PC	3PCS	3PCS	1PC	1PC	1PC	1PC	1PC
J	K	L	M	N	O	P	Q	
 (Φ14x6.5x1)	 (1/4x15xΦ6.2x30)	 (4mm)			 (Corner sofa cushion)			
16PCS	16PCS	1PC	2PCS	1PC	1PC	5PCS	5PCS	


1



Option A



Option B



2

